

## Card making

## Scrapbooking


## Papercraft




Double Sided Sheets of Super Sticky Multi Purpose Adhesive, ideal for use with punches and die cut machines to create your own adhesive images

5 sheets 197mm x 102mm per wallet

### How to apply Double Sided Punch Tape



Cut off amount of Punch Tape required




Peel off liner to expose the adhesive



Press exposed adhesive to the page and remove the remaining liner exposing the adhesive ready for use


### How to add a foil effect to Double Sided Punch Tape



After punching out shape to be embellished, peel off the liner and apply the adhesive shape to the page



Remove the remaining liner to expose the adhesive ready to embellish



Rub the grey side of foil down to the adhesive and remove foil to reveal embellished shape

Stick to the best!